

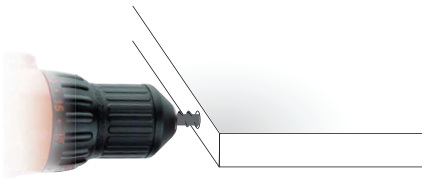
PAD



18 mm min.



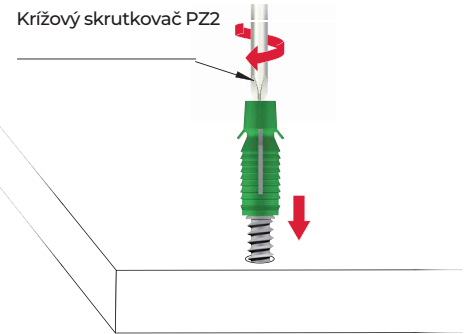
1 - Do hrany korpusu vyvrtajte vhodnou šablou dieru s priemerom 8mm.



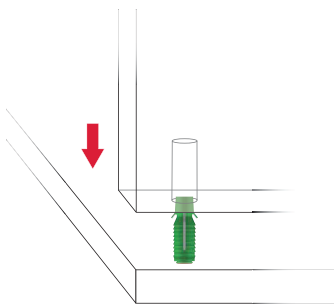
2 - na plochu korpusu vyvrtajte dieru s priemerom 5mm



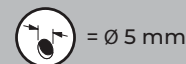
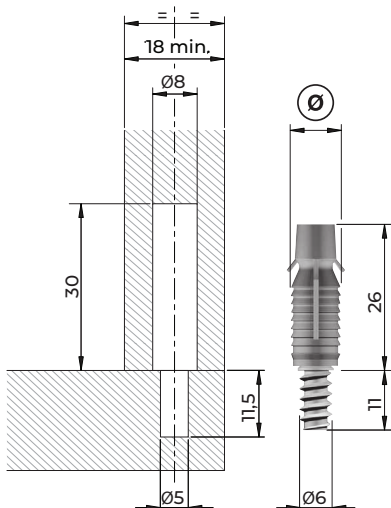
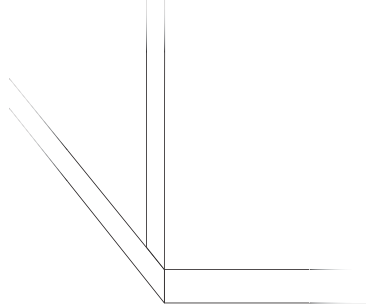
3 - Spojovací trň PAD zaskrutkujte pomocou krížového skrutkovača do predpripravenej diery



4 - Ručne spojte hranu s plochou korpusu tak, aby spojovací trň PAD úplne zapadol.



5 - Korpus bude zmontovaný dokopy, bez nutnosti použitia lepidla



= Ø 5 mm



= PZ2



ST



EP



= 2500 pcs.



21623000 00



9,3